





Robins class (y3)

Friday 8 th May 2026: This week we have been...							
English	<p>This week we started with a spelling and grammar quiz. Then using our book 'The Uncorker of Ocean Bottles' by Michelle Cuevas we planned and wrote letters to place in ocean bottles. We focused on using different sentence openers and paragraphs.</p> <p>Our spellings this week have all been words ending in '-ly' which are exceptions to the rules we have previously learnt: truly, slyly, fully, duly, shyly, wholly, drily, coyly, happily, daily.</p>						
Maths	<p>Money:</p> <p>This week we have been adding and subtracting different amounts of money. Next week we will finish this topic with finding change and then we move onto our topic of telling the time. Within this topic we will revise telling the time to 5 minutes and also learn Roman numerals and digital time.</p> <div style="text-align: right;">  <p>Tiny is working out £8 and 20p – £5 and 30p.</p> <div style="border: 1px solid black; padding: 5px; width: fit-content; margin: 10px auto;"> $\begin{aligned} \text{£}8 - \text{£}5 &= \text{£}3 \\ 30\text{p} - 20\text{p} &= 10\text{p} \\ \text{£}8 \text{ and } 20\text{p} - \text{£}5 \text{ and } 30\text{p} &= \text{£}3 \text{ and } 10\text{p} \end{aligned}$ </div> <p>Do you agree with Tiny?</p> </div> <p>Complete the bar models.</p> <table style="width: 100%; border-collapse: collapse;"> <tr> <td style="border: 1px solid black; width: 50%; height: 20px;"></td> <td style="border: 1px solid black; width: 50%; height: 20px;"></td> </tr> <tr> <td style="border: 1px solid black; width: 50%; height: 20px; background-color: #92d050; text-align: center;">£4 and 30p</td> <td style="border: 1px solid black; width: 50%; height: 20px; background-color: #4a7ebb; text-align: center;">£2 and 99p</td> </tr> <tr> <td style="border: 1px solid black; width: 50%; height: 20px; background-color: #d8bfd8; text-align: center;">£1 and 82p</td> <td style="border: 1px solid black; width: 50%; height: 20px; text-align: center;">  </td> </tr> </table>			£4 and 30p	£2 and 99p	£1 and 82p	
£4 and 30p	£2 and 99p						
£1 and 82p							
Other Curriculum Areas	<ul style="list-style-type: none"> • PE - Rounders - we practiced running at speed to get around all of the bases and then we played some mini games where the batter had to try and get around all of the bases before the fielders got the ball back to the bowler. • RE - This week we produced our own artwork to show the key events of Pentecost. Our objective was for our pieces to be able to explain Pentecost to someone who didn't know the story. • Computing - We discussed different layouts and how you can tell the type of text it will be just from a certain layout. We then used Canva to design a magazine front cover. • DT -We learnt about seasonal food. • Science - We discussed what the job of the skeleton is. • Spanish - we started to learn about food. 						
News & reminders	<p>This term we will have PE on Tuesdays and Fridays. We ask that children please wear PE kit suitable for both inside and outside on both Tuesdays and Fridays and bring their swimming kit on Tuesday. Please can children remove earrings on these days.</p> <p>With the weather starting to get warmer please can we ask that all children have a hat and water bottle in school every day. It would also be great if you could please apply sun cream before they come into school each morning. They can re-apply their own sun cream during the day but may only use their own sun cream.</p> <p>We are very excited about our trip to Canterbury Cathedral on Tuesday 16th June 2026. We would be grateful if you could return the consent slip and voluntary contribution by Monday 8th June 2026. If there are any difficulties with paying, please do come and speak to us in confidence.</p>						