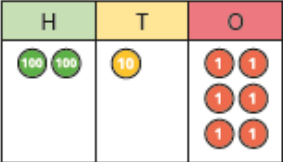
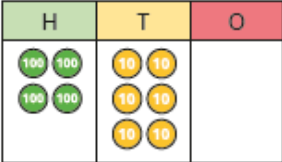






# Robins class (y3)

Friday 12 <sup>th</sup> September 2025: This week we have been...													
English	<p>Our first book to focus our writing on is 'How to find Gold' by Viviane Schwarz. We have read the first couple of pages only which has allowed us to think about the character traits of the 2 main characters: Anna and Crocodile, write a character description of Anna, plan what we would need to take and think about if we were to go on a quest to find gold and write a letter of advice to Anna and Crocodile.</p> <p>We also each wrote a prayer for our class prayer book.</p> <p>For this week and next we are focusing our spellings on the year 2 common exception words.</p>												
Maths	<p><b>Place Value:</b></p> <p>This week we have been getting to know numbers up to 1,000 through using base 10 and place value charts and counters.</p> <p>What numbers are shown?</p> <table style="width: 100%; border-collapse: collapse;"> <tr> <td style="border: 1px solid black; padding: 5px; text-align: center;">H</td> <td style="border: 1px solid black; padding: 5px; text-align: center;">T</td> <td style="border: 1px solid black; padding: 5px; text-align: center;">O</td> <td style="border: 1px solid black; padding: 5px; text-align: center;">H</td> <td style="border: 1px solid black; padding: 5px; text-align: center;">T</td> <td style="border: 1px solid black; padding: 5px; text-align: center;">O</td> </tr> <tr> <td style="border: 1px solid black; padding: 5px; text-align: center;">  </td> <td style="border: 1px solid black; padding: 5px; text-align: center;">  </td> <td style="border: 1px solid black; padding: 5px; text-align: center;"></td> <td style="border: 1px solid black; padding: 5px; text-align: center;"></td> <td style="border: 1px solid black; padding: 5px; text-align: center;"></td> <td style="border: 1px solid black; padding: 5px; text-align: center;"></td> </tr> </table>	H	T	O	H	T	O						
H	T	O	H	T	O								
													
Other Curriculum Areas	<ul style="list-style-type: none"> <li>• <b>SCIENCE</b> - We investigated the question - what is a magnet?</li> <li>• <b>RE</b> - We started to imagine how we might feel if we were given instructions to follow without knowing the outcome/reason as an introduction to our topic The People of God.</li> <li>• <b>MUSIC</b> - We got our recorders! We learnt how to hold our recorder and the importance of blowing gently for a good tone. We learnt how to play the note B and read the note B on a staff. We also started to learn a song for European Language Day.</li> <li>• <b>TOPIC</b> - We participated in a Now Press Play experience about maps.</li> <li>• <b>COMPUTING</b> - Our computing topic this term is all about connecting computers and networks. This week we learnt how digital devices function through an input, a process and an output.</li> <li>• <b>PE</b>- Basketball - we worked on how to move with a ball, keeping it under close control.</li> </ul>												
News & reminders	<ul style="list-style-type: none"> <li>• PE is swimming on Tuesdays and basketball on Fridays; come in PE kit both days please. Please remember to remove earrings on both days.</li> </ul>												